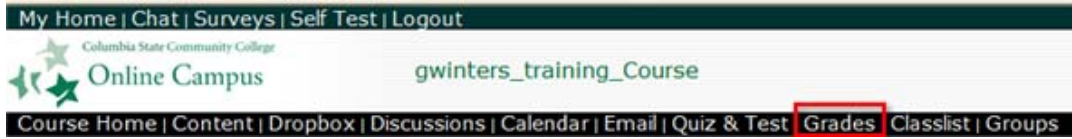


Grades

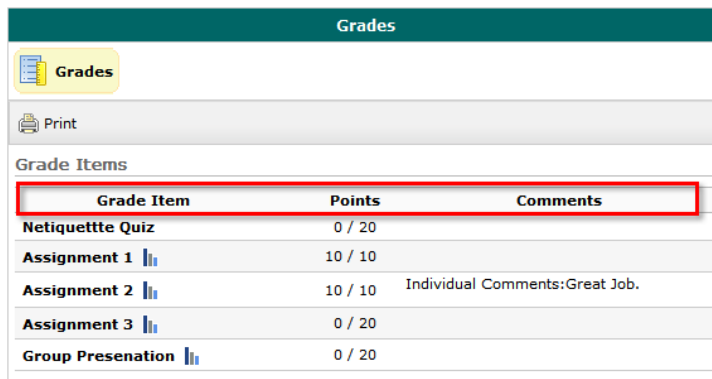
The Grades tool allows you to view your grade for the course. The Grades page details all marked assignments and quizzes, and can include statistical information about each.

Accessing the Grades Tool





To access your grades, Click on Grades on the course menu bar




The Grades tool will open



The screenshot shows the 'Grades' tool interface. It has a 'Grades' button, a 'Print' button, and a 'Grade Items' section. The 'Grade Items' section contains a table with the following data:

Grade Item	Points	Comments
Netiquette Quiz	0 / 20	
Assignment 1 	10 / 10	
Assignment 2 	10 / 10	Individual Comments:Great Job.
Assignment 3 	0 / 20	
Group Presentation 	0 / 20	

View Statistics

- To view the assignment statistics, click on the  view statistics icon.
 - The Statistics window will open.

Note: The statistics option is dependent on your instructor's settings.

